


Introductory sub-table (I)(a)

Name of the Company: SKP Securities Ltd			
Scrip Code, Name of the scrip, class of security: 531169, SKPSEC, EQUITY			
Quarter ended: 31st March, 2015			
Partly paid-up shares:-	No. of partly paid-up shares	As a % of total no. of partly paid-up shares	As a % of total no. of shares of the company
Held by promoter/promoter group	-	-	-
Held by public	-	-	-
Total	-	-	-
Outstanding convertible securities:-	No. of outstanding securities	As a % of total no. of outstanding convertible securities	As a % of total no. of shares of the company, assuming full conversion of the convertible securities
Held by promoter/promoter group	-	-	-
Held by public	-	-	-
Total	-	-	-
Warrants:-	No. of warrants	As a % of total no. of warrants	As a % of total no. of shares of the company, assuming full conversion of warrants
Held by promoter/promoter group	-	-	-
Held by public	-	-	-
Total	-	-	-
Total paid-up capital of the company, assuming full conversion of warrants and convertible securities		5615000 shares of Rs. 10/- each	

For SKP Securities Ltd.


 Company Secretary

Statement Showing Shareholding Pattern

Category code	Category of Shareholder	Number of Shareholders	Table (I)(a)		Total shareholding as a percentage of total number of shares		Shares Pledged or otherwise encumbered	
			Total number of shares	Number of shares held in dematerialized form	As a percentage of (A+B) ¹	As a percentage of (A+B+C)	Number of shares	As a percentage (IX)= (VIII)/(IV)*100
(I)	(II)	(III)	(IV)	(V)	(VI)	(VII)	(VIII)	(IX)= (VIII)/(IV)*100
(A)	Shareholding of Promoter and Promoter Group²							
1	Indian							
(a)	Individuals/ Hindu Undivided Family	5	4209700	4209700	74.97	74.97	-	-
(b)	Central Government/ State Government(s)	-	-	-	-	-	-	-
(c)	Bodies Corporate	-	-	-	-	-	-	-
(d)	Financial Institutions/ Banks	-	-	-	-	-	-	-
(e)	Any Others(Specify)	-	-	-	-	-	-	-
	Sub Total(A)(1)	5	4209700	4209700	74.97	74.97	-	-
2	Foreign							
a	Individuals (Non-Residents Individuals/ Foreign Individuals)	-	-	-	-	-	-	-
b	Bodies Corporate	-	-	-	-	-	-	-
c	Institutions	-	-	-	-	-	-	-
d	Qualified Foreign Investor	-	-	-	-	-	-	-
e	Any Others(Specify)	-	-	-	-	-	-	-
e-i								
e-ii								
	Sub Total(A)(2)	-	-	-	-	-	-	-
	Total Shareholding of Promoter and Promoter Group (A)= (A)(1)+(A)(2)	5	4,209,700	4,209,700	74.97	74.97	-	-
(B)	Public shareholding							
1	Institutions							
(a)	Mutual Funds/ UTI	-	-	-	-	-	-	-
(b)	Financial Institutions / Banks	-	-	-	-	-	-	-

For SKP Securities Ltd.


Radel
Company Secretary

(c)	Central Government/ State Government(s)	-	-	-	-	-	-	-
(d)	Venture Capital Funds	-	-	-	-	-	-	-
(e)	Insurance Companies	-	-	-	-	-	-	-
(f)	Foreign Institutional Investors	-	-	-	-	-	-	-
(g)	Foreign Venture Capital Investors	-	-	-	-	-	-	-
(h)	Qualified Foreign Investor	-	-	-	-	-	-	-
(i)	Any Others(Specify)	-	-	-	-	-	-	-
(i-i)								
(i-ii)								
	Sub-Total (B)(1)	-	-	-	-	-	-	-
B 2	Non-institutions							
(a)	Bodies Corporate	37	299854	299654	5.34	5.34	-	-
(b)	Individuals							
I	Individuals -i. Individual shareholders holding nominal share capital up to Rs 1 lakh	1345	451034	330478	8.03	8.03	-	-
II	ii. Individual shareholders holding nominal share capital in excess of Rs. 1 lakh.	9	642007	625307	11.44	11.44	-	-
(c)	Qualified Foreign Investor	-	-	-	-	-	-	-
(d)	Any Other	-	-	-	-	-	-	-
(d-i)	Trusts	1	700	700	0.01	0.01	-	-
(d-ii)	Non Resident Individual	4	11655	11655	0.21	0.21	-	-
(d-iii)	Clearing Member	1	50	50	0.0009	0.0009	-	-
	Sub-Total (B)(2)	1397	1405300	1267844	25.03	25.03	-	-
(B)	Total Public Shareholding (B)= (B)(1)+(B)(2)	1397	1,405,300	1,267,844	25.03	25.03	-	-
	TOTAL (A)+(B)	1402	5,615,000	5,477,544	100.00	100.00	-	-
(C)	Shares held by Custodians and against which Depository Receipts have been issued							
1	Promoter and Promoter Group	-	-	-	-	-	-	-
2	Public	-	-	-	-	-	-	-
	Sub-Total (C)	-	-	-	-	-	-	-
	GRAND TOTAL (A)+(B)+(C)	1402	5,615,000	5,477,544	100.00	100.00	-	-

For SKP Securities Ltd.

Radeh
Company Secretary

Sr.No	Notes
1	
2	
3	
4	
5	
6	
7	
8	
9	


For SKP Securities Ltd.

Company Secretary

(I)(b) Statement showing holding of securities (including shares, warrants, convertible securities) of persons belonging to the category "Promoter and Promoter Group"

Sr. No.	Name of the shareholder	Details of Shares held		Encumbered shares (*)			Details of warrants		Details of convertible securities		Total shares (including underlying shares assuming full conversion of warrants and convertible securities) as a % of diluted share capital
		Number of shares held	As a % of grand total (A) +(B) +(C)	No.	As a percentage	As a % of grand total (A)+(B)+(C) of sub-clause (I)(a)	Number of warrants held	As a % total number of warrants of the same class	Number of convertible securities held	As a % total number of convertible securities of the same class	
(I)	(II)	(III)	(IV)	(V)	(VI)=(V)/(III)*100	(VII)	(VIII)	(IX)	(X)	(XI)	(XII)
1	Naresh Pachisia	2865000	51.02	-	-	-	-	-	-	-	51.02
2	Naresh Pachisia & Sons (HUF)	504700	8.99	-	-	-	-	-	-	-	8.99
3	Manju Pachisia	400000	7.12	-	-	-	-	-	-	-	7.12
4	Nikunj Pachisia	220000	3.92	-	-	-	-	-	-	-	3.92
5	Vaibhav Pachisia	220000	3.92	-	-	-	-	-	-	-	3.92
TOTAL		4209700	74.97	-	-	-	-	-	-	-	74.97

(*) The term "encumbrance" has the same meaning as assigned to it in regulation 28(3) of the SAST Regulations, 2011

For SKP Securities Ltd.


Company Secretary

(I)(c)(i) Statement showing holding of securities (including shares, warrants, convertible securities) of persons belonging to the category "Public" and holding more than 1% of the total number of shares

Sr. No.	Name of the shareholder	Number of shares held	Shares as a percentage of total number of shares {i.e., Grand Total (A)+(B)+(C) indicated in Statement at para (I)(a) above}	Details of warrants		Details of convertible securities		Total shares (including underlying shares assuming full conversion of warrants and convertible securities) as a % of diluted share capital
				Number of warrants held	As a % total number of warrants of the same class	Number of convertible securities held	% w.r.t total number of convertible securities of the same class	
1	Credwyn Holdings (India) Pvt Ltd	208498	3.71	-	-	-	-	3.71
2	Gopal Das Bangur	235000	4.19	-	-	-	-	4.19
3	Pushpa Devi Bangur	150000	2.67	-	-	-	-	2.67
4	Vinita Bangur	60000	1.07	-	-	-	-	1.07
5	Hemant Bangur	60000	1.07	-	-	-	-	1.07
6	Purushottam Das Bangur	60000	1.07	-	-	-	-	1.07
TOTAL		773498	13.78	-	-	-	-	13.78

For SKP Securities Ltd.

Badei
Company Secretary


(I)(c)(ii) Statement showing holding of securities (including shares, warrants, convertible securities) of persons (together with PAC) belonging to the category "Public" and holding more than 5% of the total number of shares of the company

Sr. No.	Name(s) of the shareholder(s) and the Persons Acting in Concert (PAC) with them	Number of shares	Shares as a percentage of total number of shares {i.e., Grand Total (A)+(B)+(C) indicated in Statement at para (I)(a) above}	Details of warrants		Details of convertible securities		Total shares (including underlying shares assuming full conversion of warrants and convertible securities) as a % of diluted share capital
				Number of warrants	As a % total number of warrants of the same class	Number of convertible securities held	% w.r.t total number of convertible securities of the same class	
NIL								
TOTAL								

(I)(d) Statement showing details of locked-in shares

Sr. No.	Name of the shareholder	Number of locked-in shares	Locked-in shares as a percentage of total number of shares {i.e., Grand Total (A)+(B)+(C) indicated in Statement at para (I)(a) above}
NIL			
TOTAL			

For SKP Securities Ltd.


Company Secretary


(II)(a) Statement showing details of Depository Receipts (DRs)

Sr. No.	Type of outstanding DR (ADRs, GDRs, SDRs, etc.)	Number of outstanding DRs	Number of shares underlying outstanding DRs	Shares underlying outstanding DRs as a percentage of total number of shares {i.e., Grand Total (A)+(B)+(C) indicated in Statement at para (I)(a) above}
NIL				
TOTAL				

(II)(b) Statement showing holding of Depository Receipts (DRs), where underlying shares held
by "promoter/promoter group" are in excess of 1% of the total number of shares

Sr. No.	Name of the DR Holder	Type of outstanding DR (ADRs, GDRs, SDRs, etc.)	Number of shares underlying outstanding DRs	Shares underlying outstanding DRs as a percentage of total number of shares {i.e., Grand Total (A)+(B)+(C) indicated in Statement at para (I)(a) above}
NIL				
TOTAL				

For SKP Securities Ltd.


Company Secretary