

Format of holding of specified securities

1. Name of Listed Entity: S K P SECURITIES LIMITED (CIN:L74140WB1990PLC049032)

2. Scrip Code 531169 Name of Scrip -,SKP SECURITI Class of Security Equity

3. Share Holding Pattern Filed under : Reg. 31(1)(a)/Reg. 31(1)(b)/Reg. 31(1)(c)

a. If under 31 (1)(b) then indicate the report for Quarter ending: 31/03/2017

b. If under 31(1)(c) then indicate date of allotment/extinguishment

4. **Declaration** : The Listed entity is required to submit the following declaration to the extent of submission of information:-

	Particulars	Yes*	No*
1	Whether the Listed Entity has issued any partly paid up shares?		No
2	Whether the Listed Entity has issued any Convertible Securities or Warrants?		No
3	Whether the Listed Entity has any shares against which depository receipts are issued?		No
4	Whether the Listed Entity has any shares in Locked-in?		No
5	Whether any shares held by promoters are pledge or otherwise encumbered?		No

* If the Listed Entity selects the option 'No' for the questions above, the columnus for the partly paid up shares, Outstanding Convertible Securities/Warrants, depository receipts, locked-in shares, No of shares pledged or otherwise encumbered by promoters, as applicable, shall not be displayed at the time of dissemination on the Stock Exchange website. Also wherever there is 'No' declared by Listed Entity in above table the values will be considered as 'Zero' by default on submission of the format of holding of specified securities.

5. The tabular format for disclosure of holding of specified securities is as follows:-



Table I - Summary Statement holding of specified securities as on 31/03/2017

Category (I)	Category of shareholder (II)	Nos. of shareholders (III)	No. of fully paid up equity shares held (IV)	No. of Partly paid-up equity shares held (V)	No. of shares underlying Depository Receipts (VI)	Total nos. shares held (VII)=(IV)+(V)+(VI)	Shareholding as a % of total no. of shares (calculated as per SCRR, 1957) (VIII) As a % of (A+B+C2)	Number of Voting Rights held in each class of securities (IX)				No of shares Underlying outstanding convertible securities (including Warrants) (X)	Shareholding as a % assuming full conversion of convertible securities (as a percentage of diluted share capital) (XI)=(VII)+(X) As a % of (A+B+C2)	Number of Locked in shares (XII)		Number of shares pledged or otherwise encumbered (XIII)		Number of equity shares held in dematerialized form (XIV)
								No of Voting Rights			Total as a % of (A+B+C)			No. (a)	As a % of total shares held (b)	No. (a)	As a % of total shares held (b)	
								Class eg: x	Class eg: y	Total								
(A)	Promoter & Promoter group	5	4209700	0	0	4209700	74.9724	4209700	0	4209700	74.9724	0	74.9724	0	0.0000	0	0.0000	4209700
(B)	Public	1369	1405300	0	0	1405300	25.0276	1405300	0	1405300	25.0276	0	25.0276	0	0.0000	NA		1271844
(C)	Non Promoter - Non Public															NA		
(C1)	Shares underlying DRs						NA									NA		
(C2)	Shares held by Employee Trusts															NA		
	Total	1374	5615000	0	0	5615000	100.0000	5615000	0	5615000	100.0000	0	100.0000	0				5481544



S K P SECURITIES LIMITED
Table II - Statement Showing shareholding pattern of the Promoter and Promoter Group as on 31/03/2017

Schedule showing Shareholding pattern of the Promoter and Promoter Group																			
	Category & Name of the Shareholders (I)	PAN (II)	Nos. of shareholders (III)	No. of fully paid up equity shares held (IV)	Partly paid-up equity shares held (V)	Nos. of shares underlying Depository Receipts (VI)	Total nos. shares held (VII)=(IV)+(V)+(VI)	Shareholding % calculated as per SCRR, 1957) As a % of (A+B+C2) (VIII)	Number of Voting Rights held in each class of securities (IX)				No of shares Underlying outstanding convertible securities (including Warrants) (X)	Shareholding as a % assuming full conversion of convertible securities (as a percentage of diluted share capital) (XI)=(VII)+(X) As a % of A+B+C2)	Number of Locked in shares (XII)		Number of shares pledged or otherwise encumbered (XIII)		Number of equity shares held in dematerialized form (XIV)
									No of Voting Rights			Total as a % of Total Voting rights			No. (a)		As a % of total shares held (b)		
									Class x	Class y	Total								
(1)	Indian																		
(a)	Individuals/Hindu undivided Family		5	4209700	0	0	4209700	74.9724	4209700	0	4209700	74.9724	0	74.9724	0	0.0000	0	0.0000	4209700
	NARESH PACHISIA	AEYPP3776Q	1	2865000	0	0	2865000	51.0240	2865000	0	2865000	51.0240	0	51.0240	0	0.0000	0	0.0000	2865000
	NARESH PACHISIA AND SONS (HUF)	AADHN1170M	1	504700	0	0	504700	8.9884	504700	0	504700	8.9884	0	8.9884	0	0.0000	0	0.0000	504700
	MANJU PACHISIA	AEMPP8051J	1	400000	0	0	400000	7.1238	400000	0	400000	7.1238	0	7.1238	0	0.0000	0	0.0000	400000
	NIKUNJ PACHISIA	AMNPP2582R	1	220000	0	0	220000	3.9181	220000	0	220000	3.9181	0	3.9181	0	0.0000	0	0.0000	220000
	VAIBHAV PACHISIA	CBTPP7187F	1	220000	0	0	220000	3.9181	220000	0	220000	3.9181	0	3.9181	0	0.0000	0	0.0000	220000
(b)	Central Government/State Government(s)																		
(c)	Financial Institutions/Banks																		
(d)	Any Other (specify)																		
	Sub Total		5	4209700	0	0	4209700	74.9724	4209700	0	4209700	74.9724	0	74.9724	0	0.0000	0	0.0000	4209700
(2)	Foreign																		
(a)	Individuals (Non-Resident Individuals/Foreign Individuals)																		
(b)	Government																		
(c)	Institutions																		
(d)	Foreign Portfolio Investor																		
(e)	Any Other (specify)																		
	Sub Total		0	0	0	0	0	0.0000	0	0	0	0.0000	0	0.0000	0	0.0000	0	0.0000	0
	Total Shareholding of Promoter and Promoter Group (A)=(A)(1)+(A)(2)		5	4209700	0	0	4209700	74.9724	4209700	0	4209700	74.9724	0	74.9724	0	0.0000	0	0.0000	4209700





Table III - Statement Showing shareholding pattern of the Public shareholder as on 31/03/2017

Statement showing shareholding pattern of the listed company as on 31.03.2017																				
	Category & Name of the Shareholders (I)	PAN (II)	Nos. of sharehold-ers (III)	No. of fully paid up equity shares held (IV)	Partly paid-up equity shares held (V)	Nos. of shares underlying Depository Receipts (VI)	Total nos. shares held (VII)=(IV)+(V)+(VI)	Sharehold- ing % calculate d as per SCRR, 1957) As a % of (A+B+C2) (VIII)	Number of Voting Rights held in each class of securities (IX)				No of shares Underlying outstanding convertible securities (including Warrants) (X)	Shareholding as a % assuming full conversion of convertible securities (as a percentage of diluted share capital) (XI)=(VII)+(X) As a % of A+B+C2)	Number of Locked in shares (XII)		Number of shares pledged or otherwise encumbered (XIII)			Number of equity shares held in demateria lized form (XIV)
									No of Voting Rights			Total as a % of Total Voting rights			No. (a)	As a % of total shares held (b)	No. (Not appli cable) (a)	As a % of total shares held (Not applica ble) (b)		
									Class x	Class y	Total									
(1)	Institutions																			
(a)	Mutual Funds / UTI																			
(b)	Venture Capital Funds																			
(c)	Alternate Investment Funds																			
(d)	Foreign Venture Capital Investors																			
(e)	Foreign Portfolio Investors																			
(f)	Financial Institutions / Banks																			
(g)	Insurance Companies																			
(h)	Provident Funds / Pension Funds																			
(i)	Any Other (specify)																			
	Sub Total		0	0	0	0	0	0.0000	0	0	0	0.0000	0	0.0000	0	0.0000	NA		0	
(2)	Central Government / State Government(s) / President of India																			
(3)	Non-Institutions																			
(a)	Individuals-																			
	i. Individual shareholders holding nominal share capital upto Rs.2 lakhs		1332	451076	0	0	451076	8.0334	451076	0	451076	8.0334	0	8.0334	0	0.0000	NA		317820	
	ii. Individual shareholders holding nominal share capital in excess of Rs.2 lakhs		5	600085	0	0	600085	10.6872	600085	0	600085	10.6872	0	10.6872	0	0.0000	NA		600085	
	PUSHPA DEVI BANGUR	ADAPB2153Q	1	385000	0	0	385000	6.8566	385000	0	385000	6.8566	0	6.8566	0	0.0000	NA		385000	
	VINITA BANGUR	AAPPR4217B	1	60000	0	0	60000	1.0686	60000	0	60000	1.0686	0	1.0686	0	0.0000	NA		60000	
	HEMANT BANGUR	ADEPB7059D	1	60000	0	0	60000	1.0686	60000	0	60000	1.0686	0	1.0686	0	0.0000	NA		60000	
	PURUSHOTTAM DASS BANGUR	ADJPB1725D	1	60000	0	0	60000	1.0686	60000	0	60000	1.0686	0	1.0686	0	0.0000	NA		60000	
(b)	NBFCs registered with RBI																			
(c)	Employee Trusts																			
(d)	Overseas Depositories (holding DRs) (balancing figure)																			
(e)	Any Other (specify)																			



S K P SECURITIES LIMITED																				
Table III - Statement Showing shareholding pattern of the Public shareholder as on 31/03/2017																				
	Category & Name of the Shareholders (I)	PAN (II)	Nos. of shareholders (III)	No. of fully paid up equity shares held (IV)	Partly paid up equity shares held (V)	Nos. of shares underlying Depository Receipts (VI)	Total nos. shares held (VII)=(IV)+(V)+(VI)	Shareholding % calculated as per SCRR, 1957) As a % of (A+B+C2) (VIII)	Number of Voting Rights held in each class of securities (IX)				No of shares Underlying outstanding convertible securities (including Warrants) (X)	Shareholding as a % assuming full conversion of convertible securities (as a percentage of diluted share capital) (XI)=(VII)+(X) As a % of A+B+C2)	Number of Locked in shares (XII)		Number of shares pledged or otherwise encumbered (XIII)			Number of equity shares held in dematerialized form (XIV)
									No of Voting Rights			Total as a % of Total Voting rights			No. (a)	As a % of total shares held (b)	No. (Not applicable) (a)	As a % of total shares held (Not applicable) (b)		
									Class x	Class y	Total									
	Bodies Corporate		23	344878	0	0	344878	6.1421	344878	0	344878	6.1421	0	6.1421	0	0.0000	NA			344678
	CREDWYN HOLDINGS INDIA	AABCC0552H	1	300567	0	0	300567	5.3529	300567	0	300567	5.3529	0	5.3529	0	0.0000	NA			300567
	Clearing Member		4	771	0	0	771	0.0137	771	0	771	0.0137	0	0.0137	0	0.0000	NA			771
	Non Resident Individual		4	7790	0	0	7790	0.1387	7790	0	7790	0.1387	0	0.1387	0	0.0000	NA			7790
	Trusts		1	700	0	0	700	0.0125	700	0	700	0.0125	0	0.0125	0	0.0000	NA			700
	Sub Total		1369	1405300	0	0	1405300	25.0276	1405300	0	1405300	25.0276	0	25.0276	0	0.0000	NA			1271844
	Total Public Shareholding (B)=(B)(1)+(B)(2)+(B)(3)		1369	1405300	0	0	1405300	25.0276	1405300	0	1405300	25.0276	0	25.0276	0	0.0000	NA			1271844


Credwyn Holdings (India) Private Limited.



S K P SECURITIES LIMITED																			
Table Iv - Statement Showing shareholding pattern of the Non Promoter - Non Public shareholder as on 31/03/2017																			
	Category & Name of the Shareholders (I)	PAN (II)	No of shareholders (III)	No. of fully paid up equity shares held (IV)	Partly paid-up equity shares held (V)	Nos. of shares underlying Depository Receipts (VI)	Total nos. shares held (VII)=(IV) + (V)+(VI)	Shareholding % calculated as per SCRR, 1957) As a % of (A+B+C2) (VIII)	Number of Voting Rights held in each class of securities (IX)				No of shares Underlying outstanding convertible securities (including Warrants) (X)	Total Shareholding as a % assuming full conversion of convertible securities (as a percentage of diluted share capital) (XI)=(VII)+(X) As a % of A+B+C2)	Number of Locked in shares (XII)		Number of shares pledged or otherwise encumbered (XIII)		Number of equity shares held in dematerialized form (XIV)
									No of Voting Rights			Total as a % of Total Voting rights			No. (a)	As a % of total shares held (b)	No. (a)	As a % of total shares held (b)	
									Class x	Class y	Total								
(1)	Custodian / DR Holder																		
(2)	Employee Benefit Trust (under SEBI (Share based Employee Benefit) Regulations, 2014)																		
	Total Non Promoter - Non Public Shareholding (C)=(C)(1)+(C)(2)			0	0	0	0	0.0000	0	0	0	0.0000	0	0.0000	0	0.0000	NA	NA	0



S K P SECURITIES LIMITED				
Distribution Schedule as on 31/03/2017				
Share Holding	No of Holders	% age	No of Shares	% age
Upto 50	308	22.4163	3405	0.0606
51 to 100	564	41.0480	55809	0.9939
101 to 150	24	1.7467	3124	0.0556
151 to 250	196	14.2649	39323	0.7003
251 to 500	145	10.5531	58675	1.0450
501 to 5000	109	7.9330	179422	3.1954
Above 5000	28	2.0378	5275242	93.9491
Grand Total	1374	100.0000	5615000	100.0000
Distribution Schedule as on 31/03/2017				
Share Holding	No of Holders	% age	No of Shares	% age
Upto 500	1237	90.0291	160336	2.8555
501 to 1000	55	4.0029	46594	0.8298
1001 to 2000	25	1.8195	38361	0.6832
2001 to 3000	15	1.0917	37814	0.6734
3001 to 4000	6	0.4367	19325	0.3442
4001 to 5000	8	0.5822	37328	0.6648
5001 to 10000	11	0.8006	78865	1.4045
Above 10000	17	1.2373	5196377	92.5446
Grand Total	1374	100.0000	5615000	100.0000
Distribution Schedule as on 31/03/2017				
Notional Value of (Rs.)	No of Holders	% age	Amount (Rs.)	% age
Upto 5000	1237	90.0291	1603360	2.8555
5001 to 10000	55	4.0029	465940	0.8298
10001 to 20000	25	1.8195	383610	0.6832
20001 to 30000	15	1.0917	378140	0.6734
30001 to 40000	6	0.4367	193250	0.3442
40001 to 50000	8	0.5822	373280	0.6648
50001 to 100000	11	0.8006	788650	1.4045
Above 100000	17	1.2373	51963770	92.5446
Grand Total	1374	100.0000	56150000	100.0000



S K P SECURITIES LIMITED

Shareholding Summary as on 31/03/2017

Form	No of Records	No of Shares
PHYSICAL	523	133456
NSDL	535	500476
CDSL	316	4981068
TOTAL	1374	5615000

