

Introductory sub-table (I)(a)

Name of the Company: SKP Securities Ltd			
Scrip Code, Name of the scrip, class of security: 531169, SKPSEC, EQUITY			
Quarter ended: 30th September, 2014			
Partly paid-up shares:-	No. of partly paid-up shares	As a % of total no. of partly paid-up shares	As a % of total no. of shares of the company
Held by promoter/promoter group	-	-	-
Held by public	-	-	-
Total	-	-	-
Outstanding convertible securities:-	No. of outstanding securities	As a % of total no. of outstanding convertible securities	As a % of total no. of shares of the company, assuming full conversion of the convertible securities
Held by promoter/promoter group	-	-	-
Held by public	-	-	-
Total	-	-	-
Warrants:-	No. of warrants	As a % of total no. of warrants	As a % of total no. of shares of the company, assuming full conversion of warrants
Held by promoter/promoter group	-	-	-
Held by public	-	-	-
Total	-	-	-
Total paid-up capital of the company, assuming full conversion of warrants and convertible securities		5615000 shares of Rs. 10/- each	

For SKP Securities Ltd.


 Company Secretary

Statement Showing Shareholding Pattern

Category code	Category of Shareholder	Number of Shareholders	Table (I)(a)		Total shareholding as a percentage of total number of shares		Shares Pledged or otherwise encumbered	
			Total number of shares	Number of shares held in dematerialized form	As a percentage of (A+B) ¹	As a percentage of (A+B+C)	Number of shares	As a percentage (IX)= (VIII)/(IV)*100
(I)	(II)	(III)	(IV)	(V)	(VI)	(VII)	(VIII)	(IX)= (VIII)/(IV)*100
(A)	Shareholding of Promoter and Promoter Group¹							
1	Indian							
(a)	Individuals/ Hindu Undivided Family	4	3989700	3989700	71.05	71.05	-	-
(b)	Central Government/ State Government(s)	-	-	-	-	-	-	-
(c)	Bodies Corporate	-	-	-	-	-	-	-
(d)	Financial Institutions/ Banks	-	-	-	-	-	-	-
(e)	Any Others(Specify)	-	-	-	-	-	-	-
(e-i)								
(e-ii)								
	Sub Total(A)(1)	4	3989700	3989700	71.05	71.05	-	-
2	Foreign							
a	Individuals (Non-Residents Individuals/ Foreign Individuals)	-	-	-	-	-	-	-
b	Bodies Corporate	-	-	-	-	-	-	-
c	Institutions	-	-	-	-	-	-	-
d	Qualified Foreign Investor	-	-	-	-	-	-	-
e	Any Others(Specify)	-	-	-	-	-	-	-
e-i								
e-ii								
	Sub Total(A)(2)	-	-	-	-	-	-	-
	Total Shareholding of Promoter and Promoter Group (A)= (A)(1)+(A)(2)	4	3989700	3989700	71.05	71.05	-	-
(B)	Public shareholding							
1	Institutions							
(a)	Mutual Funds/ UTI	-	-	-	-	-	-	-
(b)	Financial Institutions / Banks	-	-	-	-	-	-	-

For SKP Securities Ltd.


Company Secretary

(c)	Central Government/ State Government(s)	-	-	-	-	-	-	-
(d)	Venture Capital Funds	-	-	-	-	-	-	-
(e)	Insurance Companies	-	-	-	-	-	-	-
(f)	Foreign Institutional Investors	-	-	-	-	-	-	-
(g)	Foreign Venture Capital Investors	-	-	-	-	-	-	-
(h)	Qualified Foreign Investor	-	-	-	-	-	-	-
(i)	Any Others(Specify)	-	-	-	-	-	-	-
(i-i)								
(i-ii)								
	Sub-Total (B)(1)	-	-	-	-	-	-	-
B 2	Non-institutions							
(a)	Bodies Corporate	43	296289	296089	5.28	5.28	-	-
(b)	Individuals							
I	Individuals -i. Individual shareholders holding nominal share capital up to Rs 1 lakh	1376	480714	359858	8.56	8.56	-	-
II	ii. Individual shareholders holding nominal share capital in excess of Rs. 1 lakh.	9	835432	818732	14.88	14.88	-	-
(c)	Qualified Foreign Investor	-	-	-	-	-	-	-
(d)	Any Other							
(d-i)	Trusts	1	700	700	0.01	0.01		
(d-ii)	Non Resident Individual	5	11665	11665	0.21	0.21	-	-
(d-iii)	Clearing Member	1	500	500	0.01	0.01	-	-
	Sub-Total (B)(2)	1435	1625300	1487544	28.95	28.95	-	-
(B)	Total Public Shareholding (B)= (B)(1)+(B)(2)	1435	1,625,300	1,487,544	28.95	28.95	-	-
	TOTAL (A)+(B)	1439	5,615,000	5,477,244	100.00	100.00	-	-
(C)	Shares held by Custodians and against which Depository Receipts have been issued							
1	Promoter and Promoter Group	-	-	-	-	-	-	-
2	Public	-	-	-	-	-	-	-
	Sub-Total (C)	-	-	-	-	-	-	-
	GRAND TOTAL (A)+(B)+(C)	1439	5,615,000	5,477,244	100.00	100.00	For SKP	Securities Ltd.


 Company Secretary

Sr.No	Notes
1	
2	
3	
4	
5	
6	
7	
8	
9	

For SKP Securities Ltd.


Badel
Company Secretary

(b) Statement showing holding of securities (including shares, warrants, convertible securities) of persons belonging to the category "Promoter and Promoter Group"

Sr. No.	Name of the shareholder	Details of Shares held		Encumbered shares (*)			Details of warrants		Details of convertible securities		Total shares (including underlying shares assuming full conversion of warrants and convertible securities) as a % of diluted share capital
		Number of shares held	As a % of grand total (A)+(B)+(C)	No.	As a percentage	As a % of grand total (A)+(B)+(C) of sub-clause (I)(a)	Number of warrants held	As a % total number of warrants of the same class	Number of convertible securities held	As a % total number of convertible securities of the same class	
(I)	(II)	(III)	(IV)	(V)	(VI)=(V)/(III)*100	(VII)	(VIII)	(IX)	(X)	(XI)	(XII)
1	Naresh Pachisia	2865000	51.02	-	-	-	-	-	-	-	51.02
2	Naresh Pachisia & Sons (HUF)	504700	8.99	-	-	-	-	-	-	-	8.99
3	Manju Pachisia	400000	7.12	-	-	-	-	-	-	-	7.12
4	Nikunj Pachisia	220000	3.92	-	-	-	-	-	-	-	3.92
	TOTAL	3989700	71.05	-	-	-	-	-	-	-	71.05

The term "encumbrance" has the same meaning as assigned to it in regulation 28(3) of the SAST Regulations, 2011

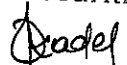
For SKP Securities Ltd.


Company Secretary

(I)(c)(i) Statement showing holding of securities (including shares, warrants, convertible securities) of persons belonging to the category "Public" and holding more than 1% of the total number of shares

Sr. No.	Name of the shareholder	Number of shares held	Shares as a percentage of total number of shares {i.e., Grand Total (A)+(B)+(C) indicated in Statement at para (I)(a) above}	Details of warrants		Details of convertible securities		Total shares (including underlying shares assuming full conversion of warrants and convertible securities) as a % of diluted share capital
				Number of warrants held	As a % total number of warrants of the same class	Number of convertible securities held	% w.r.t total number of convertible securities of the same class	
1	Credwyn Holdings (India) Pvt Ltd	202926	3.61	-	-	-	-	3.61
2	Gopal Das Bangur	235000	4.19	-	-	-	-	4.19
3	Pushpa Devi Bangur	150000	2.67	-	-	-	-	2.67
4	Vinita Bangur	60000	1.07	-	-	-	-	1.07
5	Hemant Bangur	60000	1.07	-	-	-	-	1.07
6	Purushottam Das Bangur	60000	1.07	-	-	-	-	1.07
7	Vaibhav Pachisia	220000	3.92					3.92
TOTAL		987926	17.59	-	-	-	-	17.59

For SKP Securities Ltd.



Company Secretary

(I)(c)(ii) Statement showing holding of securities (including shares, warrants, convertible securities) of persons (together with PAC) belonging to the category "Public" and holding more than 5% of the total number of shares of the company

Sr. No.	Name(s) of the shareholder(s) and the Persons Acting in Concert (PAC) with them	Number of shares	Shares as a percentage of total number of shares {i.e., Grand Total (A)+(B)+(C) indicated in Statement at para (I)(a) above}	Details of warrants		Details of convertible securities		Total shares (including underlying shares assuming full conversion of warrants and convertible securities) as a % of diluted share capital
				Number of warrants	As a % total number of warrants of the same class	Number of convertible securities held	% w.r.t total number of convertible securities of the same class	
NIL								
TOTAL								

(I)(d) Statement showing details of locked-in shares

Sr. No.	Name of the shareholder	Number of locked-in shares	Locked-in shares as a percentage of total number of shares {i.e., Grand Total (A)+(B)+(C) indicated in Statement at para (I)(a) above}
NIL			
TOTAL			

For SKP Securities Ltd.

 Company Secretary


(II)(a) Statement showing details of Depository Receipts (DRs)

Sr. No.	Type of outstanding DR (ADRs, GDRs, SDRs, etc.)	Number of outstanding DRs	Number of shares underlying outstanding DRs	Shares underlying outstanding DRs as a percentage of total number of shares {i.e., Grand Total (A)+(B)+(C) indicated in Statement at para (I)(a) above}
			NIL	
TOTAL				

(II)(b) Statement showing holding of Depository Receipts (DRs), where underlying shares held
by "promoter/promoter group" are in excess of 1% of the total number of shares

Sr. No.	Name of the DR Holder	Type of outstanding DR (ADRs, GDRs, SDRs, etc.)	Number of shares underlying outstanding DRs	Shares underlying outstanding DRs as a percentage of total number of shares {i.e., Grand Total (A)+(B)+(C) indicated in Statement at para (I)(a) above}
			NIL	
TOTAL				

For SKP Securities Ltd.


Company Secretary